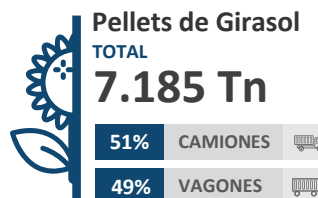
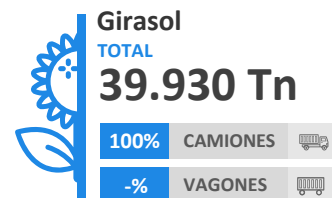
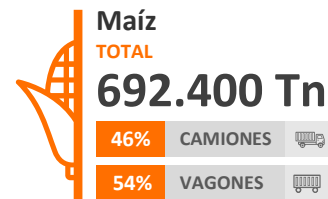
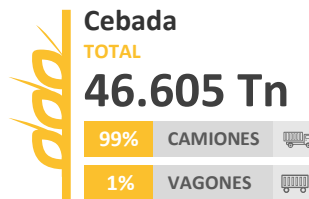
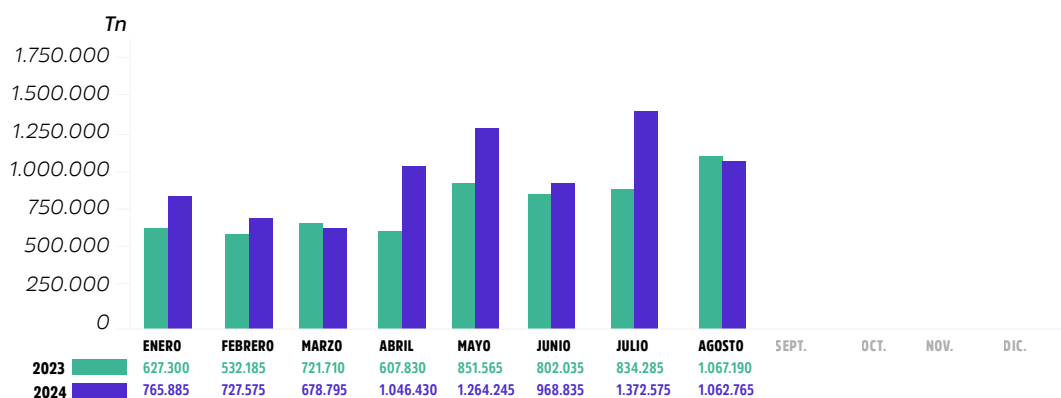


## Descargas

Toneladas descargadas: **1.062.765 Tn. (-0.4% i.a)**




Acumulado Toneladas Descargadas:  
**7.887.105 Tn. (+30% i.a)**

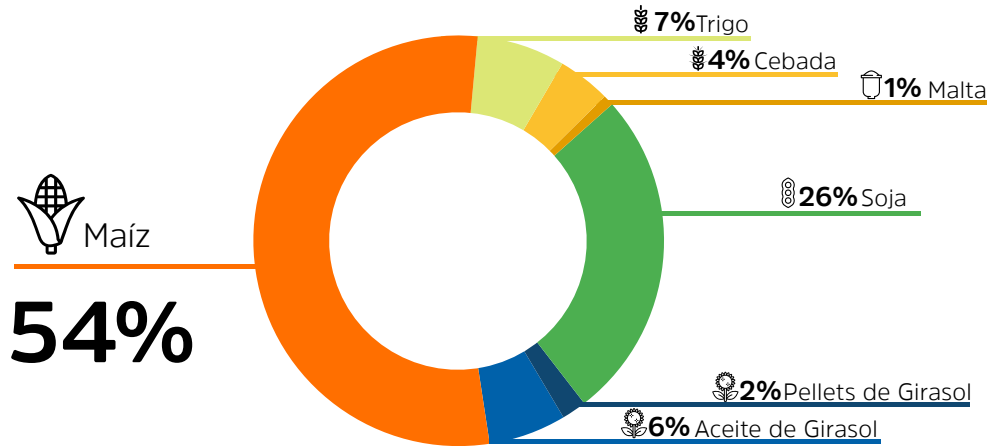


## Embarques

Toneladas embarcadas: **871.502 Tn. (+10% i.a)**

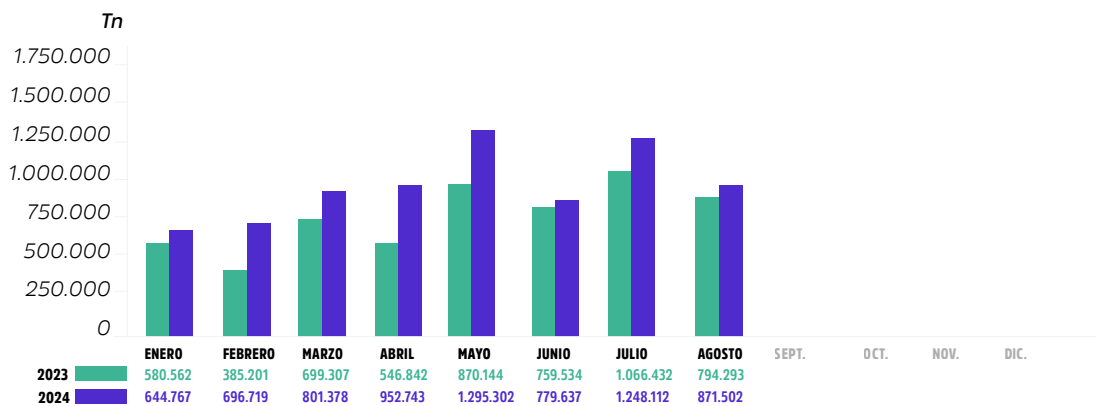
 <b>Trigo</b> <b>62.000 Tn</b>	PRINCIPALES DESTINOS  Brasil 100%
 <b>Cebada</b> <b>30.347 Tn</b>	PRINCIPALES DESTINOS  India 64% China 36%
 <b>Malta</b> <b>12.000 Tn</b>	PRINCIPALES DESTINOS  Brasil 100%
 <b>Maíz</b> <b>471.766 Tn</b>	PRINCIPALES DESTINOS  Vietnam 37% Arabia Saudita 15% Corea del sur 13% Malasia 17%
 <b>Soja</b> <b>228.103 Tn</b>	PRINCIPALES DESTINOS  Arabia Saudita 13% China 87%
 <b>Pellets de Girasol</b> <b>18.206 Tn</b>	PRINCIPALES DESTINOS  Países Bajos 100%
 <b>Aceite de Girasol</b> <b>49.080 Tn</b>	PRINCIPALES DESTINOS  Pakistan 62% India 19%

Participación del cultivo



## Embarques

Acumulado Toneladas Embarcadas  
**7.290.161 Tn. (28% i.a)**



Toneladas anunciadas  
 a embarcar hasta el 19/09/2024:

**310.378 Tn**

MAÍZ	80%
MALTA	8%
POROTO DE SOJA	6%
PELLETS DE GIRASOL	5%